


- Features a single-use ceramic mold which eliminates the need for a mold and frame and / or handle clamps.
- Produces a permanent connection that will not loosen or corrode.
- Fits copper-bonded (threaded and plain), galvanized and stainless steel ground rods.
- Simple to use.
- NEC® compliant
- cULus® Listed
- Rural Utilities Service (RUS) accepted



The CADWELD® ONE SHOT produces a permanent exothermically welded connection to a ground rod that will not loosen, corrode away, or increase in resistance for the life of the installation.



Position CADWELD ONE SHOT and wire on prepared ground rod. Dump the welding material into the ceramic crucible.



Set the lid on the CADWELD ONE SHOT body and add the starting material.



Initiate the reaction with T320 flint ignitor

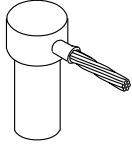
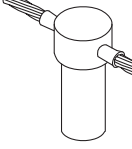
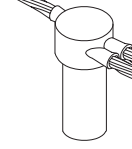
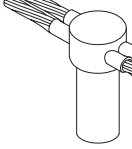


The reaction produces a finished permanent exothermic connection



Ordering Information

Ground Rod	Concentric Conductor		Metric Cable Conductor Square mm	CADWELD ONE SHOT Part Number			
	Solid	Stranded		Type GR	Type GT	Type NT	Type NX
1/2" (12.7 mm)	6, 8	8	8-10	GR1141G	GT1141G	NT1141G	NX1141G
	3, 4	4, 6	14-22	GR1141L	GT1141L	NT1141L	NX1141L
	1, 2	2, 3	30-38	GR1141V	GT1141V	NT1141V	
5/8" (14.2 mm)	6, 8	8	8-10	GR1161G	GT1161G	NT1161G	NX1161G
	3, 4	4, 6	14-22	GR1161L	GT1161L	NT1161L	NX1161L
	1, 2	2, 3	30-38	GR1161V	GT1161V	NT1161V	NX1161V
	2/0, 1/0	1/0, 1	50-60	GR1162C	GT1162C		
			70	GR1162G	GT1162G		
				GR1162Q			
3/4" (17.2 mm)	6, 8	8	8-10	GR1181G	GT1181G	NT1181G	NX1181G
	3, 4	4, 6	14-22	GR1181L	GT1181L	NT1181L	NX1181L
	1, 2	2, 3	30-38	GR1181V	GT1181V	NT1181V	NX1181V
	2/0, 1/0	1/0, 1	50-60	GR1182C	GT1182C		
			70	GR1182G	GT1182G		
				GR1182Q			

Note: T320 flint ignitor sold separately.

NEC is a registered trademark of, and National Electric Code (NEC) standard is a copyright of the National Fire Protection Association. cULus is a registered trademark of the Underwriters Laboratories, Inc.

WARNING – ERICO products shall be installed and used only as indicated in ERICO's product instruction sheets and training materials. Instruction sheets are available at www.erico.com and from your ERICO customer service representative. Improper installation, misuse, misapplication or other failure to completely follow ERICO's instructions and warnings may cause product malfunction, property damage, serious bodily injury and death.

Copyright ©2007 ERICO International Corporation. All rights reserved. CADDY, CADWELD, CRITEC, ERICO, ERIFLEX, ERITECH, and LENTON are registered trademarks of ERICO International Corporation.