


PowerTech

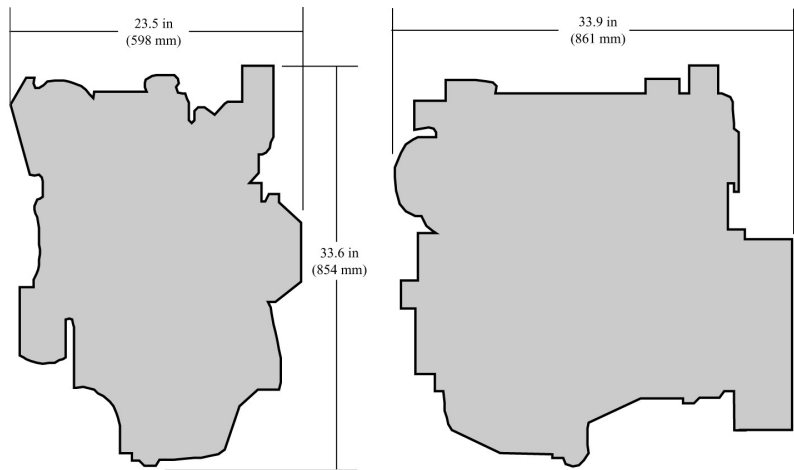
4045H Diesel Engine

Generator Drive Engine Specifications



4045H shown

Dimensions



Certifications

CARB
EPA Tier 1

General data

Model	4045DF150	Aspiration	Naturally aspirated
Number of cylinders	4	Length - mm (in)	861 (33.9)
Displacement - L (cu in)	4.5 (275)	Width - mm (in)	598 (23.5)
Bore and Stroke-- mm (in)	106 x 127 (4.17 x 5.00)	Height-- mm (in)	854 (33.6)
Compression Ratio	17.6:1	Weight, dry-- kg (lb)	387 (853)
Engine Type	In-line, 4-Cycle		

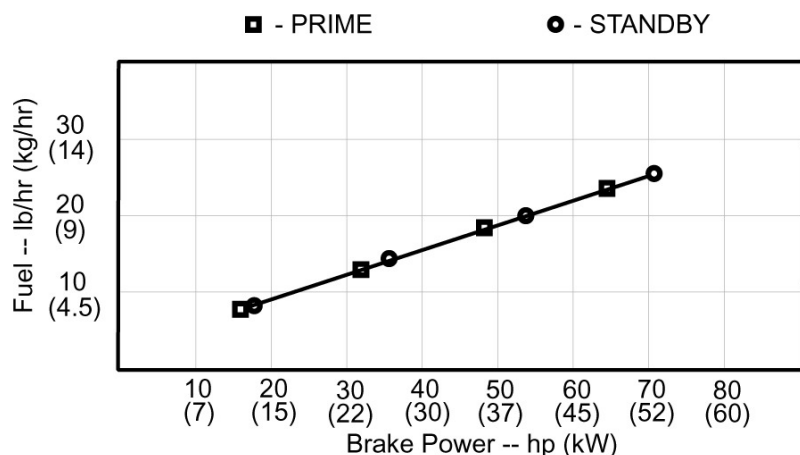
Performance data

Prime power at 60 Hz (1800 rpm)	48 kW (64 hp)
Standby power at 60 Hz (1800 rpm)	53 kW (71 hp)

The prime power gen-set engine rating is the nominal power an engine is capable of delivering with a variable load for an unlimited number of hours per year with normal maintenance intervals observed. This rating incorporates a 10% overload capability which is available for up to 2 hours at a time. Operating time between 100% and 110% of the prime power rating is not to exceed 8% of the total engine operating time. This rating conforms to ISO 8528-1 "prime power (PRP)". The permissible average power for the prime or PRP rating is not to exceed 70% of rated prime power when calculated per ISO 8528-1.

The standby gen-set engine rating is the nominal engine power available at varying load factors for up to 200 hours per year with normal maintenance intervals observed. No overload capability is available for this rating. This rating conforms to ISO 8528-1 "Emergency Standby Power (ESP)". The permissible average power for the standby or ESP rating is calculated per ISO 8528-1.

Performance curve



Performance data

Hz (rpm)	Generator efficiency %	Rated fan power		Power factor	Calculated generator set output			
		kW	hp		Prime		Standby	
					kWe	kVA	kWe	kVA
60 (1800)	88-92	2.6	3.5	0.8	40-42	50-52	44-46	55-58

Features and benefits

Dynamically Balanced Crankshaft

- Induction-hardened journals for long hours of reliable service
- Robust design to drive machinery from the front of the crankshaft
- Supported by five main bearings

Forged-steel Connecting Rods

- 45-degree connecting rod/cap-joint design allows the use of large connecting rod bearings for increased durability

Replaceable Wet-type Cylinder Liners

- Provide excellent heat dissipation
- Precision machined for long life
- Rebuild to original specifications

Smooth Operation

- Smooth vibration with full length engine balancers

Easy to Apply, Easy to Install

- Front and rear engine mounting pads on the side of the block facilitates installation
- Either side service for filters and service points
- All connection points in common locations make it easy to install or package

Compact Size

- Short length is ideal for both skid and packaged installations

World-class Performance

- Excellent fuel economy and low oil consumption

Fuel System Controls

- Proven and Reliable Mechanical Governor
- 3-5% Droop Governing
- 12V or 24V Electric Shutoff

Emissions

- CARB & EPA Certified

John Deere Power Systems
3801 W. Ridgeway Ave.
PO Box 5100
Waterloo, IA 50704-5100
Phone: 1-800-533-6446
Fax: 319.292.5075

John Deere Power Systems
Usine de Saran
La Foulonnerie - B.P. 11.13
45401 Fleury les Aubrais Cedex
France
Phone: 33.2.38.82.61.19
Fax: 33.2.38.82.60.00

All values at rated speed and power with standard options unless otherwise noted. Specifications and design subject to change without notice.