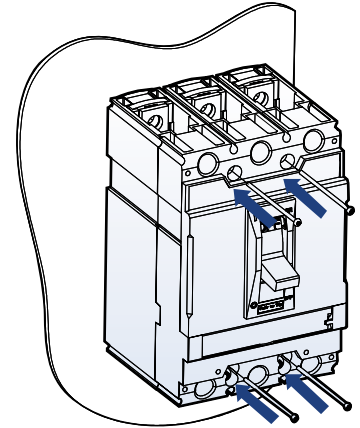








# Mounting & Connection

Susol

## Fixed mounting

Susol TD and TS circuit-breakers can be directly connected to the mounting plate. If busbars or terminals are used to connect the circuit breaker on the back of the mounting plate, the appropriate safety clearances must be observed.



	TD125U	TS250U	TS400U	TS800U
Screw for mounting				
	2/3Pole:4EA (NO.8-32 UNC-2A, L82)		2/3Pole:4EA (NO.10-24 UNC-2A,L90)	2/3Pole:4EA (1/4"-20 UNC2A, L102)
Screw for connection of terminals,				
	2Pole:4EA(M5×L16) 3Pole:6EA(M5×L16)	2Pole:4EA(M8×L20) 3Pole:6EA(M8×L20)		
	Torque: Max 78kgf · cm	Torque: Max 147kgf · cm		